

JULIA has written a short Family Bible Study to go alongside our **KING DAVID** Series. Check it out below, and following that, find some other resources you can use as well!

Family Bible Study:

Share

In the sermon on Sunday Julia spoke about relief...

1. Share some stories about when you have each felt stressed or worried about something and then felt relieved (for eg. getting lost in the shops and then being found, being late for something but when you get there it turns out you're not late, mum finally picking you up from school after a long wait).
2. What did it feel like just before and after the relief came?



Read and discuss

3. As a family see if you can summarise the story of David and Goliath from memory.
4. Read 1 Samuel 17 (skim read bit's for younger ones, or read 'Jesus Story Book Bible')
 - a. Were there any parts you forgot?
 - b. Was there anything that you hadn't noticed before?

Reflection

5. 1 Samuel 17 is a real life example of what God says in 1 Samuel 16:7. Where do you sometimes 'look at the outward appearance' of a situation to make yourself or someone else feel better? (for eg. getting good marks, having lots of friends, getting new clothes/tech/toys, receiving invites to parties, having a "happy family", clean house, "dream job", etc.)
6. Are there relationships and/or situations where you are losing heart (making you feel sad/frustrated)? Share them with your family. Listen and allow each person some time (without others interrupting) to share their story.

Prayer

7. Relief is found in relationship with Jesus, pray for Jesus to bring relief to each other's hearts even if these relationships and situations don't change.

Follow up....

Watch Willy Wonka and chew some chewing gum – jokes no jokes.

Check This Out:

If you want to hear more about David and Goliath, have a look at some of these clips together:



Pre-school – Young Primary

Crossroads Kids Club


<https://www.youtube.com/watch?v=7zLAcUZkxHA&t=13s>



Primary

Saddleback Kids

https://www.youtube.com/watch?v=FPlcgbNrS_M



Primary

Saddleback Kids

<https://www.youtube.com/watch?v=NuedVFB8-7Y>



Upper Primary - Teen


The Bible Project

<https://www.youtube.com/watch?v=QJOju5Dw0V0&t=8s>

A great overview of 1 Samuel – gives much more context

Make It:

Have fun making this cool Marshmellow Shooter, and play David and Goliath with your family and friends!



You will need:

- A plastic/paper disposable cup
- A balloon
- Some marshmallows/pop-poms/ping pong balls
- Scissors
- Sticky tape

Method


1. Cut the end off the cup (ask for help if you are little)
2. Tie off the balloon
3. Cut the tip off the balloon
4. Stretch the open end of the balloon over the top of the cup (the end you drink from)
5. Stick the edge of the balloon onto the cup to stop it sliding off
6. Your shooter is ready to use: Put the marshmallow into the cup, aim, pull the end of the balloon back and let it go! POW!

Taken from : <https://www.coffeecupsandcrayons.com/marshmallow-shooters-diy-kids-craft/>

Quiet Time Pages:

I come before you in the name of the Lord
who rules over all.

1 Samuel 17:45





Bible Pathway Adventures

WORD SEARCH

DAVID & GOLIATH

O T D I I D G N X H F S W V O X Q J P M
D L Y V G X J E Z Z E L X J O T T O S U
J A G S E I X X I Q L Q Y W X O N G U U
P O V S V L A T I Z P P Y G L R O X S Z
A D Q I H C E N A H L H R M W A I R O D
L W E U D E J D T G U I G R F H D M L O
A N I O I L P H E H K L R M I I N P D U
C M U W I Q I H R O Q I G P Z J P L I Q
E P L F B I I L E N P S L J O Z R H E J
J A T I J D N G N R K T B X U R V K R B
B L G O L I A T H O D I S H F D X Z G S
R O L W S W S V I P X N J A N I G R G T
D B M J Q S A W J T P E L R Y T S E H T
B V J B V O M I J I X S X P T E L U L S
M N C A T P U L R G R U S H J L I N C T
C J I S R A E L I T E S L A V R N S K O
V C Q S B J L M I U I A K P U O G B I N
B E T H L E H E M W Y U N S L L Q Y N E
Q T A C R I R B E L D V O Q U C E S G A
D E T F D C X E C J H J L O G M S F M B

PALACE
GIANT
JUDGE
SLING
PHILISTINES
GOLIATH

SAMUEL
TORAH
BETHLEHEM
SOLDIER
HARP
KING

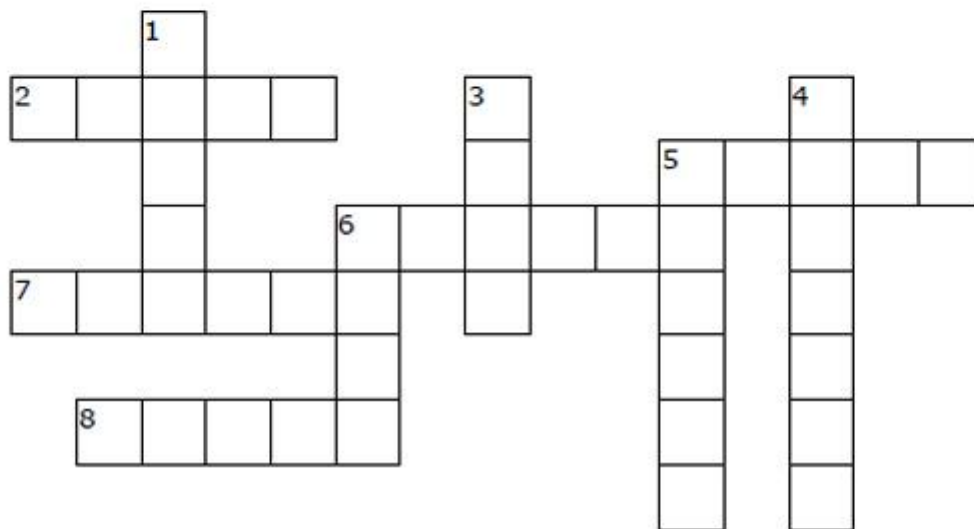
ISRAELITES
STONE
OIL
SAUL
SHEPHERD
DAVID

For more free Bible resources and Teacher Packs including coloring pages,
worksheets, quizzes and more visit our website at:
www.biblepathwayadventures.com

David & Goliath

Reaching into his bag and taking out a stone, he slung it and struck the Philistine on the forehead. The stone sank into his forehead, and he fell facedown on the ground. 1 Samuel 17:49 (NIV)

Puzzle is based on 1 Samuel 17:32-49



ACROSS

2. A weapon with a looped strap in which a stone is whirled around and then let fly
5. A small piece of rock
6. A piece of armor designed to protect the head
7. A fight between soldiers of opposing armies
8. A long weapon with a pointed blade and one or two cutting edges

DOWN

1. A person of very great size
3. To put to death
4. The name of a giant Philistine warrior killed by David
5. A flow of water similar to a brook or a small river
6. The part of the body containing the brain and the eyes, ears, nose, and mouth

SWORD
SLING

KILL
STONE

BATTLE
GIANT

STREAM
HEAD

HELMET
GOLIATH



Bible Pathway Adventures

BIBLE QUIZ

DAVID & GOLIATH

Match the question with the answer on the right.

Questions

- ____ Who was David's father?
- ____ Which prophet anointed David as king?
- ____ Where did Israel and the Philistine army set up camp?
- ____ How tall was Goliath?
- ____ Who gave David permission to fight Goliath?
- ____ How many stones did David pick out of the stream?
- ____ How did David defeat Goliath?
- ____ How did the people of Israel celebrate David's great victory?
- ____ In which book of the Bible do we read about David and Goliath?
- ____ What musical instrument did David play for King Saul?

Answers

1. Five
2. King Saul
3. Singing and dancing, and playing instruments
4. 1 Samuel
5. 9 feet 9 inches
6. Elah Valley
7. Harp / Lyre
8. Jesse
9. Samuel
10. He hit him with a stone from his sling

For more free Bible resources and Teacher Packs including coloring pages, worksheets, quizzes and more visit our website at:
www.biblepathwayadventures.com