



We are currently in the midst of our **Jesus' Game Changer 2** series. This series has been all about making Jesus' *last words* our **first priority**.

(Acts 1:8)

This week we are thinking about God's Word, and how amazing it is. And also how important it is for the people to be able to read the Bible in their own language.

Look It Up Time

Grab a Bible and as a family or by yourself, look up and read **Acts 2:6**

Why were the crowd surprised?

What language do you speak?

What other languages are there in the world?

Does anyone in your family speak another language?

What language is your Bible in?

How do people who speak other languages get to read and understand the Bible?

Wouldn't it be awesome if everybody in the world got to have a Bible in their own language, so they could read God's Word?

Because.....

"The _____ of _____ is _____ and _____"

Hebrews 4:12a

Check This Out Time

Ask your parents if you can have a look at these clips:



Pre-schoolers + Young Primary

Douglas Talks – The Bible is God’s Word

<https://www.youtube.com/watch?v=UyZb6XeEeEM>




Young Primary

Wycliffe Bible Translators – Who we are

(This is the one we showed in online Church this week)

<https://www.youtube.com/watch?v=WVsPf5jdpUs&t=7s>



Primary

Wycliffe Bible Translators- The Bible Banquet

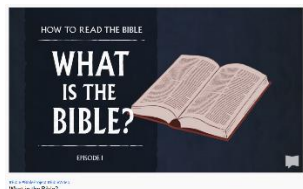
<https://www.youtube.com/watch?v=nWqTyJVBS4M>



Older Primary + Young Teens

Wycliffe Bible Translators – Translating for Understanding

<https://www.youtube.com/watch?v=v5IHDGMe0A8>



Teens

The Bible Project – What is the Bible?

<https://www.youtube.com/watch?v=ak06MSETeo4>

What other languages do you know?

I wonder if you know anyone who could teach you how to say
“Jesus Loves you” in another language?

Here are some ways!

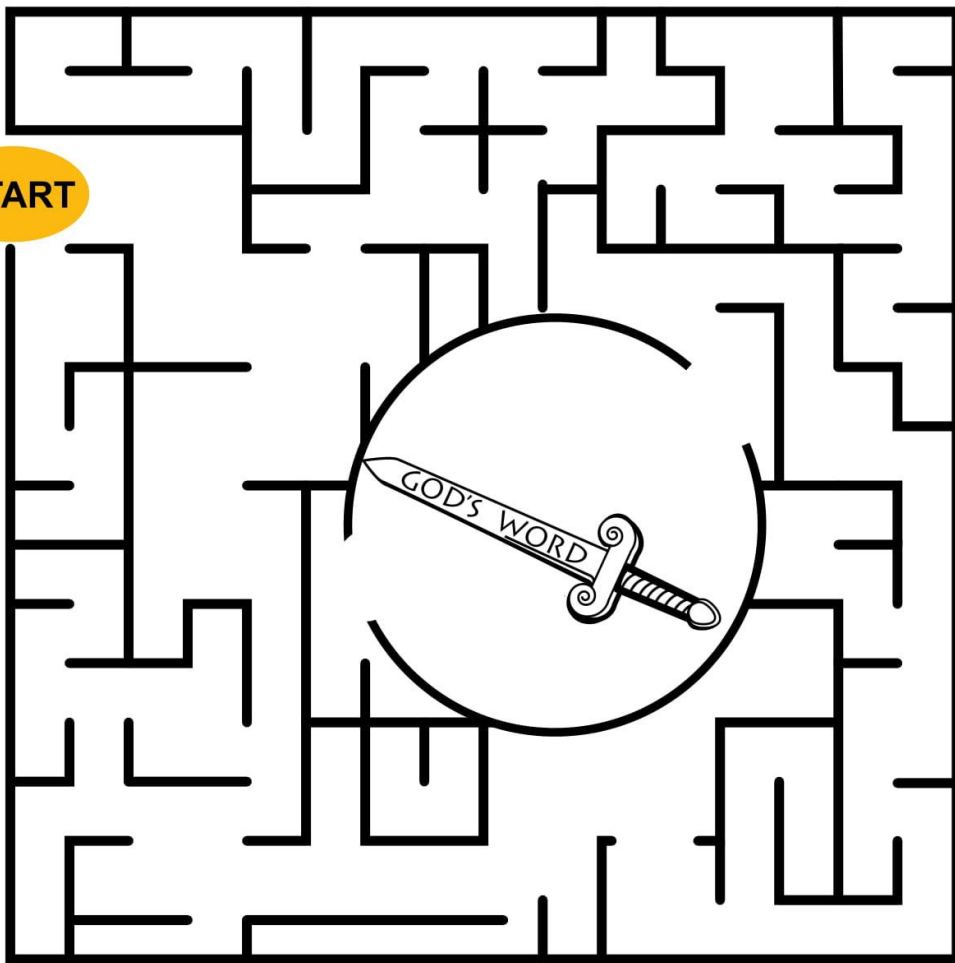
French:	Jésus t’aime
Italian:	Gesù ti ama
German:	Jesus liebt dich
Chinese:	Yēsū ài nǐ
Indonesian:	Yesus mencintaimu

Quiet Time Pages:

Sword of God's Word Maze

Find your way to the center of the maze and claim the sword.

START



Make a Books of the Bible Sword-Shaped Bookmark!

You will need:
This page printed out
White/Coloured card, or paper
Textas
Gluestick
Scissors

Method:

1. Print this page onto white/coloured card if you have some, otherwise paper is fine
2. Cut out the Front and Back templates
3. Colour in the back of the Back template, particularly at the edges
4. Stick the front template onto the back of the Back template
5. And now you have a Books of the Bible Sword Bookmark!

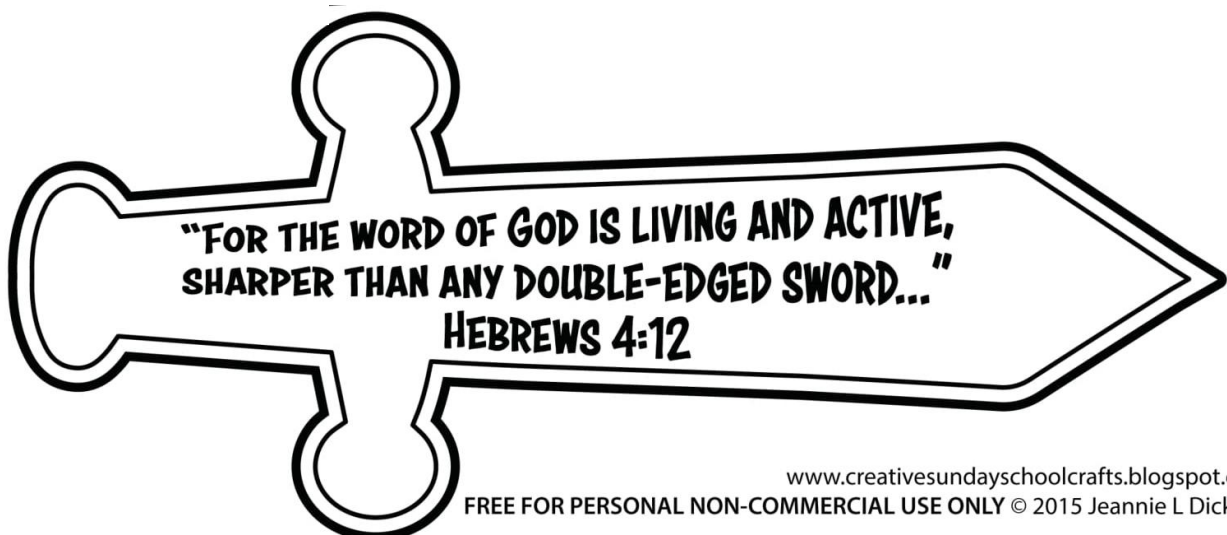
FRONT



www.creativesundayschoolcrafts.blogspot.com

FREE FOR PERSONAL NON-COMMERCIAL USE ONLY © 2015 Jeannie L Dickson

BACK



www.creativesundayschoolcrafts.blogspot.com

FREE FOR PERSONAL NON-COMMERCIAL USE ONLY © 2015 Jeannie L Dickson

Or use this template to make a sword with cardboard and foil!

