

Quiet Time

Check out the pages below to print off and use during Church at home.

Look-Up Time

Have a look at **Luke 2:1-20** for the Christmas Story.
Why not get a nativity scene out and 'act out' the story? One of your family can narrate and others can play the different parts.

OR

Grab some lego and build a nativity scene like this one and tell the story!



Loud Time

Ask your Mum and Dad if you can have a look at these great Douglas Talks.



<https://www.youtube.com/watch?v=uEEsM1SgxKU>



<https://www.youtube.com/watch?v=vGzOjdqJlBk>

Or check out this cool Christmas song from Hillsong Kids



<https://www.youtube.com/watch?v=Qf6OoAZbAQg>

Make-It Time

Make a Loomband Star

You will need:
5 paddlepop sticks
5 single loomband elastics
5 lengths of loomband bracelet



Method:

1. On a loom, weave 5 lengths of bracelet just shorter than paddlepop stick length.
2. Lay out 5 paddlepop sticks in a star shape.
3. Join each point of the star together with single elastics
4. Lay each bracelet length over the sticks
5. Attach each end of the bracelet lengths to the paddlepop sticks

Or

Some ornaments to hang on the tree




You will need:

Pipe Cleaners
Coloured Beads


Just bend the pipe-cleaners into the shape you want and thread the beads on!


Easy-Peasy!

Quiet Time Pages:



Colour – By – Number






... and the glory of
the Lord shone
around them... Luke 2:9





Joy to the World



ADVENT
ANGEL
BETHLEHEM
BIRTH
BLESSINGS
CAMELS
FRANKINCENSE

INFANT
JESUS
JOSEPH
MAGI
MANGER
MARY
MIRACLE

MYRRH
NATIVITY
REJOICE
STABLE
STAR
THREE KINGS
WISE MEN

