

## Quiet Time

Check out the pages below to print off and use during Church at home.

## Loud Time

Around the meal table chat with your family about:

### **The story of the Wise and Foolish Builder: Matt 7:24-27**

Check out these songs:

<https://www.youtube.com/watch?v=FPCf7ViZpEU>  
<https://www.youtube.com/watch?v=ckf6UZQEiA0&list=RDEMuqOIUcotAZhUSLye-jzKCO&index=5>

## Look Up Time

Grab a Bible and find this verse: **Proverbs 28:26**

What do you think the verse means?

---

---

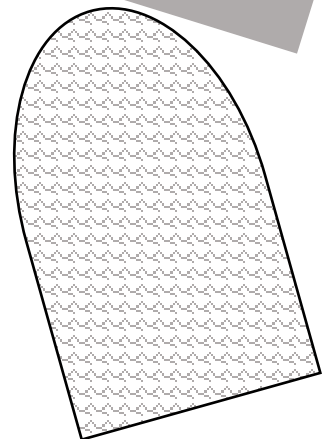


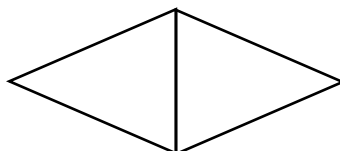


---

## Make-It Time

Why not have a go at making.....**A WISE OWL?**



**You will need:**  
An empty toilet roll  
Coloured paper/card  
or colour in shapes here, and cut out  
Black texta  
Glue stick and scissors



# 6 Week Proverb-a-Day Challenge

Here are your 7 Proverbs for this week. Look them up and write them out here:

**Proverbs 1:7**.....

.....  
.....

**Proverbs 2:10**.....

.....  
.....

**Proverbs 3:13**.....

.....  
.....

**Proverbs 4:11**.....

.....  
.....

**Proverbs 9:12**.....

.....  
.....

**Proverbs 28:26**.....

.....  
.....


**Proverbs 13:10**.....

.....  
.....

# Quiet Time Pages:



# Proverbs Crossword




**Across**

- 3. Prov. 2:6. For the Lord gives \_\_\_\_\_; from His mouth come knowledge and understanding.
- 5. Prov. 1:7. The fear of the Lord is the beginning of \_\_\_\_\_.
- 7. Prov. 3:5. \_\_\_\_\_ in the Lord with all your heart.
- 9. Prov. 9:10. The \_\_\_\_\_ of the Lord is the beginning of wisdom.
- 10. Prov. 4:24. Don't let your mouth speak \_\_\_\_\_.

**Down**

- 1. Prov. 8:11. For wisdom is better than \_\_\_\_\_.
- 2. Prov. 12:22. \_\_\_\_\_ lips are detestable to the Lord.
- 4. Prov. 6:6. Go to the \_\_\_\_\_, you slacker! Observe its ways and become wise.
- 6. Prov. 15:3. The \_\_\_\_\_ of the Lord are everywhere.
- 8. Prov. 7:1. My son, obey my words, and \_\_\_\_\_ my commands.

# OWL COLOUR BY NUMBER



1=BLUE 2=GREEN 3=ORANGE 4=YELLOW 5=BROWN 6=RED

# OWL DOT-TO-DOT



Connect the dots from 1 through 10.